

Curriculum Evaluation Report

(2017-18)

KSMDB College has done great efforts to meet the higher education commitment of the Travancore Devaswom Board through its various courses and programmes. College has run a total of 15 Under Graduate programmes, 5 Post Graduate courses and two PhD programmes.

Methodology: Curriculum execution is analysed through scientific tools. Refined statistical tools are used to arrive at findings. A carefully designed structured questionnaire was circulated among the select students to gather the data. Information is collected in the same way from the teachers and alumni also.

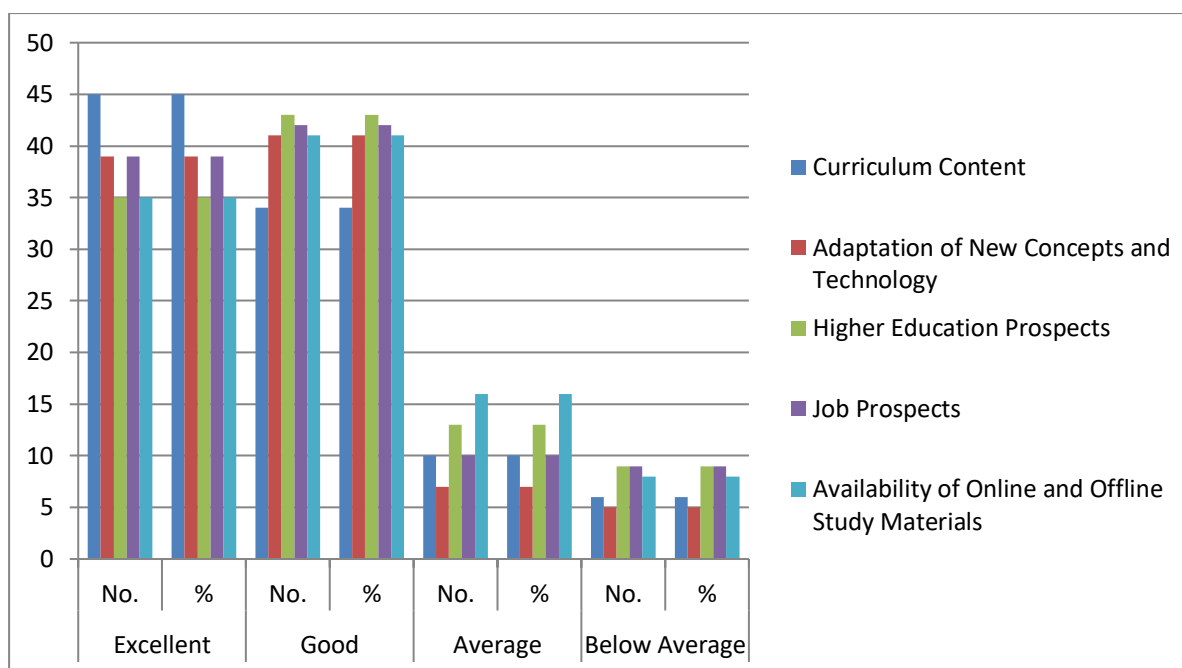
Feedback from the Students on Curriculum

A total of 14 academic departments are there in the College. There are 99 faculty members engaged in teaching. The numerical strength of the pupils stands at 2280. Sample size of the students is fixed as 10 for each year of UG batch and 5 for each year of PG batch. In this manner data is collected from 500 students spanning each level of UG and PG students. The findings are placed in the tables and charts given below:

Table 1: Feedback of the Students

Variable	Excellent		Good		Average		Below Average	
	No.	%	No.	%	No.	%	No.	%
Curriculum Content	238	47.6	232	46.4	40	8.0	10	2.0
Adaptation of New Concepts and Technology	205	41	243	48.6	43	8.6	9	1.8
Higher Education Prospects	272	54.4	198	39.6	20	4.0	10	2.0
Job Prospects	268	53.6	207	41.4	17	3.4	8	1.6
Availability of Online and Offline Study Materials	232	46.4	218	43.6	31	6.2	19	3.8

Graph 1:



Findings: The major findings of the student feedback are provided below:

1. Majority of the students are fully satisfied with the contents of the programme.
2. Most of the students record that new concepts and technologies are assimilated in the curriculum delivery.
3. The programmes provide a lot of opportunities for higher studies and employment to the student community.
4. A majority of the students are of the opinion that study materials are available in plenty online and offline.

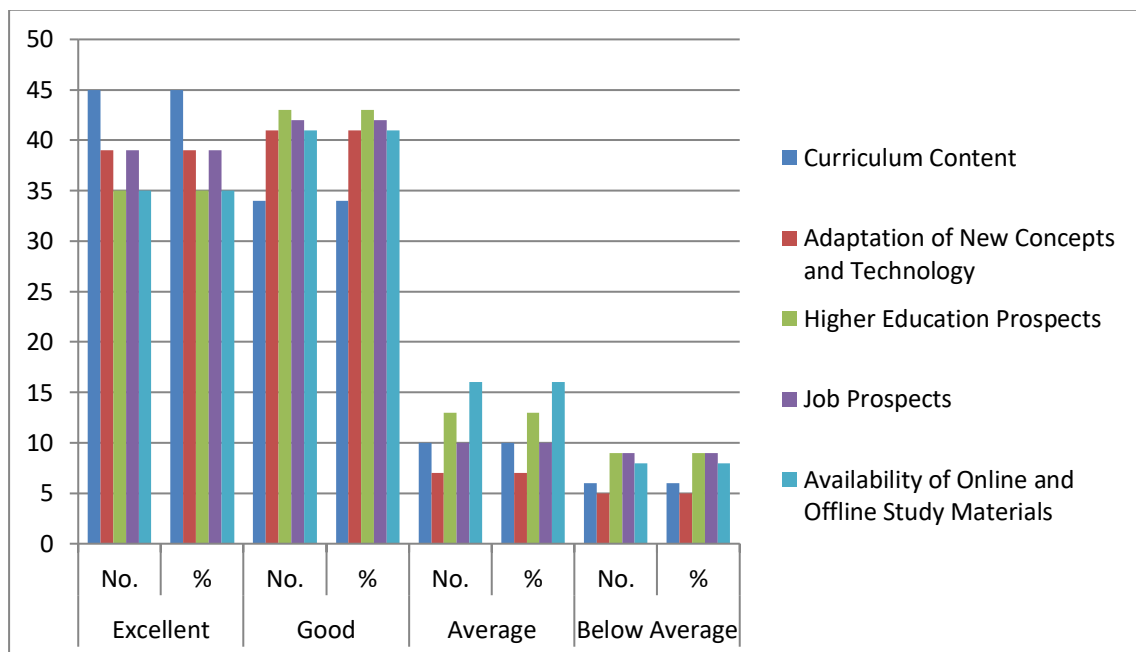
Feedback of Faculty about the Programme

There are a total of 99 faculties working in the college. Among them 71 are permanent and the remaining are guest faculties. Data are collected from all the faculty members. The results are given below:

Variable	Excellent		Good		Average		Below Average	
	No.	%	No.	%	No.	%	No.	%
Curriculum Content	36	41.4	41	41.4	16	16.2	6	6.06
Adaptation of New Concepts and Technology	39	43.4	43	43.4	10	10.1	7	7.07
Higher Education Prospects	40	42.4	42	42.4	9	9.09	8	8.08
Job Prospects	34	38.4	38	38.4	15	15.2	12	12.12

Availability of Online and Offline Study Materials	45	39.4	39	39.4	9	9.09	6	6.06
--	----	------	----	------	---	------	---	------

Graph No.2: Faculty Feedback on the Programme



Findings:

The major outcomes of the faculty feedback are provided below:

1. As in the case of students, majority of faculties are also happy with the contents of the programme.
2. The faculties are of the view that adaptation of new concepts and technologies are well placed in the institution.
3. The faculties say that there are opportunities for higher education and employment. However, 27 % of the faculties are not satisfied with the job prospects.
4. The faculties reiterated that the study materials are very much beneficial to the student community.

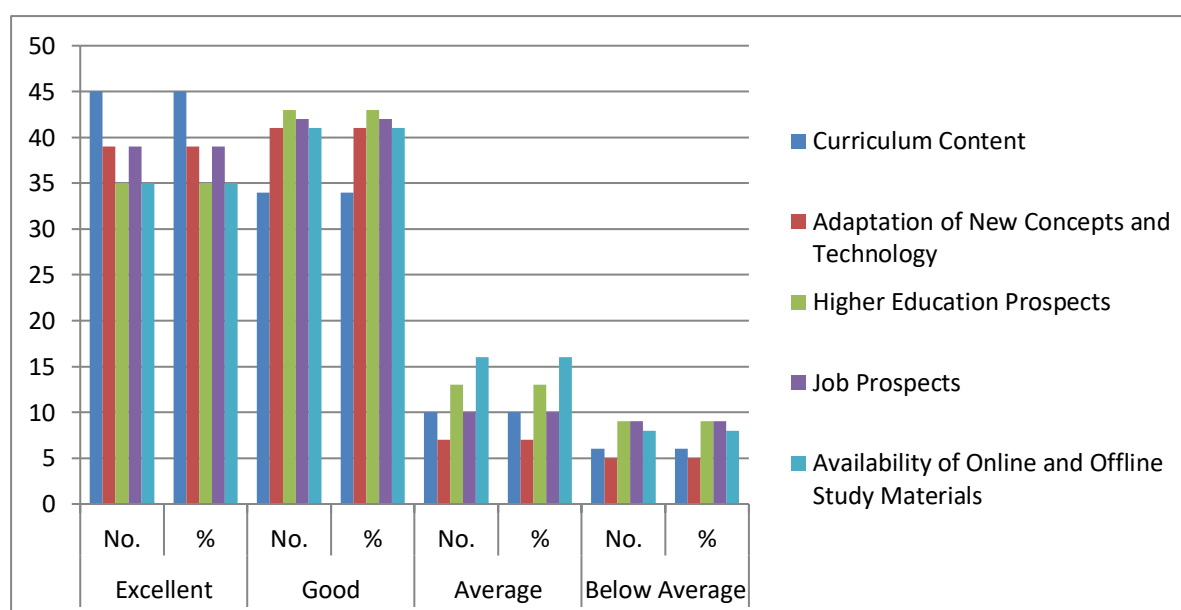
Feedback of Alumni on the Programme

Alumni are considered as an asset of every college. An institution started way back in 1964, the KSMDDB College has rich and vibrant alumni of its own. Apart from the general alumni, most of the Departments maintain their own individual alumni also. A total of 100 alumni were contacted and gathered their responses on the programme. Their feedback is provided below:

Table No. 5: Feedback of Alumni on the Programme

Variable	Excellent		Good		Average		Below Average	
	No.	%	No.	%	No.	%	No.	%
Curriculum Content	45	45	34	34	10	10	6	6
Adaptation of New Concepts and Technology	39	39	41	41	7	7	5	5
Higher Education Prospects	35	35	43	43	13	13	9	9
Job Prospects	39	39	42	42	10	10	9	9
Availability of Online and Offline Study Materials	35	35	41	41	16	16	8	8

Graph No. 3: Feedback of Alumni on the Programme



Findings: The major outcomes of the interaction with the alumni of the College are given below:

1. Majority of the alumni believes that the contents of the curriculum meet the requirements of higher studies.
2. The alumni express their fullest satisfaction with the adaptation of new concepts and technologies.
3. The alumni noted that the programme is capable of providing employment opportunities and higher education prospects. However, 19 % of the respondents are of the opinion that new job-oriented courses should be started.
4. They express their satisfaction with the easy availability of study materials online and offline. Still 24 % of the respondents are of the view that the facilities should be improved.

Conclusion:

The normal course of implementation of the curriculum follows a well articulated plan. It is being implemented with utmost care. However, there are issues concerning the job prospects and availability of materials. The report is submitted to the Principal to forward to the Devaswom Board for further action.