

Curriculum Evaluation Report (2018-19)

The college runs 15 UG programs, 5 PG programs and 2 research programs. The curriculum fixed by University of Kerala, which is getting revised in every 3 years, is followed in K S M D B College also.

Methodology:

As part of analysis of curriculum, a structured questionnaire is prepared and feedback is collected from 4 major stakeholders; viz; students, teachers, alumni and parents. The variables considered and the feedback received from various stakeholders is mentioned in the report:

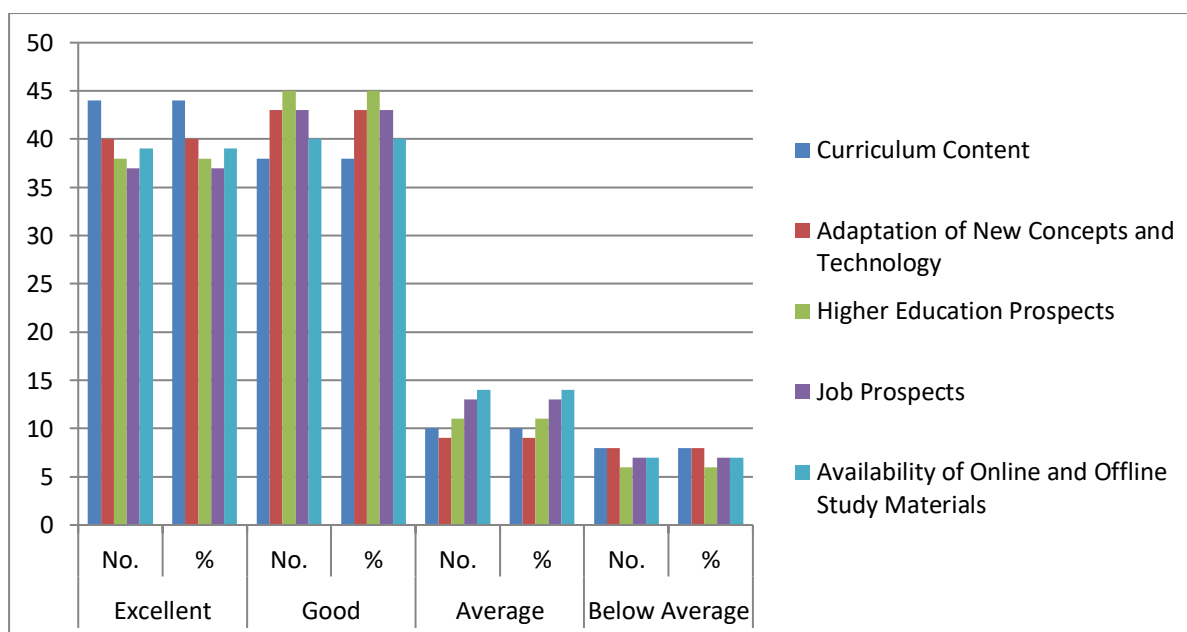
Feedback of Students about the Program

K S M D B College has 14 academic departments which run 15 UG programs and out of it 5 departments run 5 PG program also. Sample size is fixed as 10, for each year of UG batch and 5 for each year of PG batch. On that basis, data is collected from 470 students covering 1st year degree, 2nd year degree, 3rd year degree, 1st year PG and 2nd year PG. The findings are mentioned in the tables and chart given below:

Table 1: Student Feedback about the Program

Variable	Excellent		Good		Average		Below Average	
	No:	%	No:	%	No:	%	No:	%
Curriculum Content	169	35%	217	45%	58	12%	36	8%
Adaptation of New Concepts and Technology	212	44%	200	42%	47	10%	21	4%
Higher Education Prospects	289	60%	145	30%	42	9%	4	1%
Job Prospects	210	44%	212	44%	37	8%	21	4%
Availability of Online and Offline Study Materials	231	48%	116	24%	73	15%	60	13%

Graph 1: Student Feedback about the Program



Findings:

The key points of the feedback include:

- Majority of the students i.e., 83% of the students are comfortable regarding the contents of the syllabus.
- Prospects of higher education and employability are rated at the top by students.

- As far availability of online and offline materials concerned, the students expressed satisfaction.

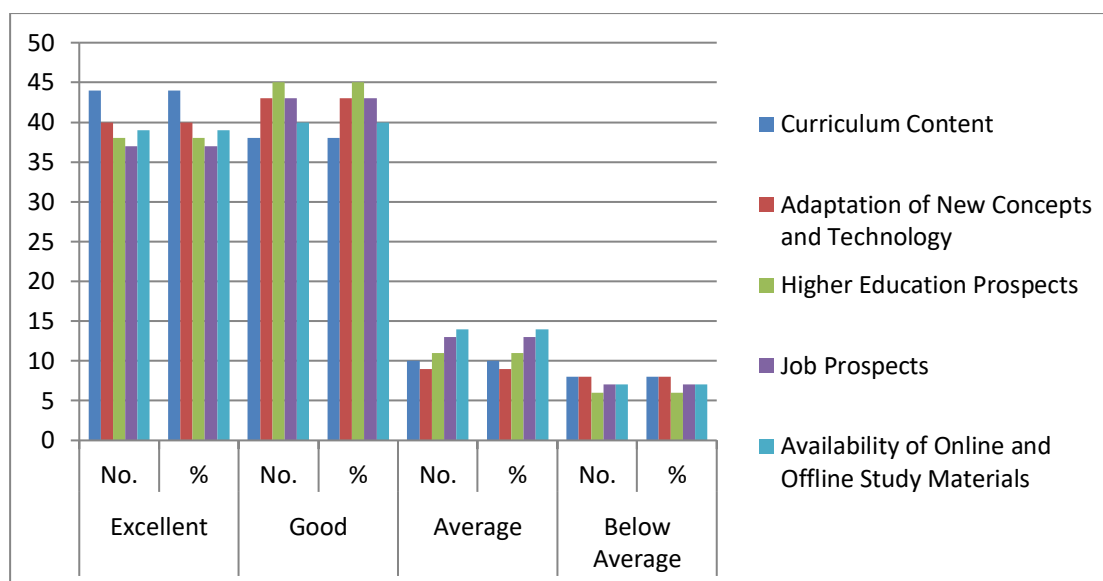
Feedback of Faculty about the Program

The faculty bench of K S M D B College is a mix of permanent faculty as well as guest faculty. 100 faculty members are associated with K S M D B College for the academic year 2018-19 out of it 69 are of permanent category and 31 are from guest category. Data is collected from 100 faculty members. The results are as follows:

Table No. 2 – Faculty Feedback about the Program

Variable	Excellent		Good		Average		Below Average	
	No:	%	No:	%	No:	%	No:	%
Curriculum Content	39	39	40	40	13	13	11	11
Adaptation of New Concepts and Technology	41	41	43	43	10	10	6	6
Higher Education Prospects	41	41	45	45	10	10	4	4
Job Prospects	35	35	34	34	17	17	14	14
Availability of Online and Offline Study Mater	44	44	42	42	8	8	6	6

Graph No. 2 – Faculty Feedback about the Program



Findings:

The key point of the feedback is mentioned below:

1. Like the students, faculty is also satisfied by the curriculum administered by the University of Kerala for their contents concerned.
2. Majority (79%) of the faculty has given a positive feedback regarding the curriculum.
3. Prospects of higher education followed by updation of syllabus are ranked highly by the faculty team. 86 % of them admired the fact.
4. A majority of the faculty bench are of the opinion that the programmes are beneficial for their job potential. However, 31% of the respondents are not in agreement with the majority view. They say that more job-oriented courses should be introduced to make the students able to utilize the coming opportunities.

Feedback of Alumni about the Program

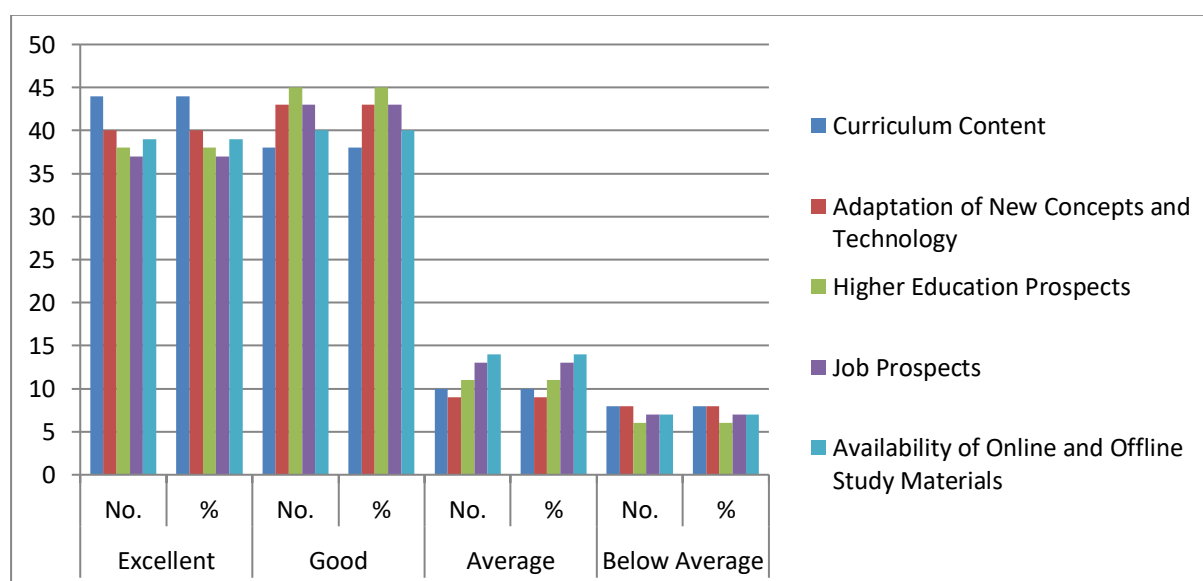
Any good college will be having a happy and co-operating alumni base and K S M D B College is also not an exception to this general rule. K S M D B College is having a registered alumni association at college level and a few departments are having registered alumni association at

department level and a few other informal alumni network for other departments. Feedback is collected from alumni network also and the results are mentioned below:

Table No. 3 – Feedback of Alumni about the Program

Variable	Excellent		Good		Average		Below Average	
	No.	%	No.	%	No.	%	No.	%
Curriculum Content	44	44	38	38	10	10	8	8
Adaptation of New Concepts and Technology	40	40	43	43	9	9	8	8
Higher Education Prospects	38	38	45	45	11	11	6	6
Job Prospects	37	37	43	43	13	13	7	7
Availability of Online and Offline Study Materials	39	39	40	40	14	14	7	7

Chart No. 3 – Feedback of Alumni about the Program



Findings:

The major finding from the survey conducted among the alumni of K S M D B College, gave the following insights:

- Majority (82%) of the alumni feels that the curriculum is meeting the required standard.
- They are of the view that the curriculum helped the students in their higher studies.

- The employment prospects of the programmes are good. However a 20% of the respondents disagree with the majority opinion.

Conclusion:

The feedback mechanism gave an excellent rating to the program by the primary stakeholder i.e. student, and also by other stakeholders like faculty and alumni. The academic excellence in curriculum and its delivery is getting reflected in outcome parameters like ranks, university results, application number, demand for various programs etc. However certain improvements are expected in areas like job prospects and availability of study materials. The aspects of feedback are given to the Principal to report to the Travancore Devaswom Board.