

## Curriculum Evaluation Report

(2019-20)

The College has run 17 Under Graduate programmes, 7 Post Graduate programmes, two PhD programmes and 2 Diploma programmes online.

**Methodology:** Curriculum execution is analysed through scientific tools. Refined statistical tools are used to arrive at findings. A carefully designed structured questionnaire was circulated among the select students. Information was collected in the same way from the teachers and alumni also.

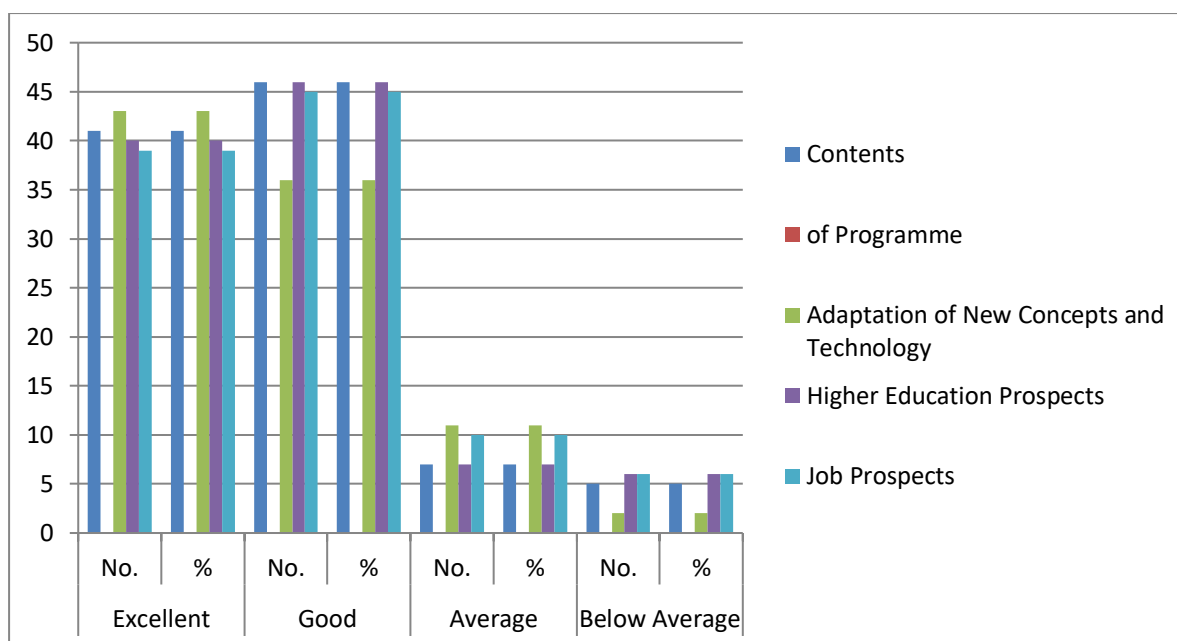
### Feedback from the Students on Curriculum

A total of 16 academic departments are there in the College. There are about 97 faculty members engaged in teaching. Among them 64 are permanent and 33 are guests. The numerical strength of the pupils stands at 2508. Sample size of the students is fixed as 10 for each year of UG batch and 5 for each year of PG batch. In this manner data is collected from 580 students spanning each level of UG and PG students online. The findings are placed in the tables and charts given below:

**Table 1: Feedback of the Students**

Variable	Excellent		Good		Average		Below Average	
	No.	%	No.	%	No.	%	No.	%
Contents of Programme	266	45.8	242	41.7	60	10.3	12	2
Adaptation of New Concepts and Technology	153	26.3	171	29.8	185	31.8	71	12.2
Higher Education Prospects	264	45.5	196	33.7	107	18.4	14	2.4
Job Prospects	158	27.2	193	33.2	165	28.4	64	11
Availability of Study Materials Offline and Online	196	33.7	215	37	132	22.7	37	6.37

**Graph 1: Feedback of the Students**



**Findings:** The major findings of the student feedback are provided below:

1. Majority of the students are contended with the contents of the programme.
2. New concepts and technologies are assimilated in the curriculum delivery.
3. The programmes provide a lot of opportunities for higher studies and employment to the student community.
4. Students are contended with the support of the study materials. Study materials are plenty in online and offline mode.

### Feedback of Faculty about the Programme

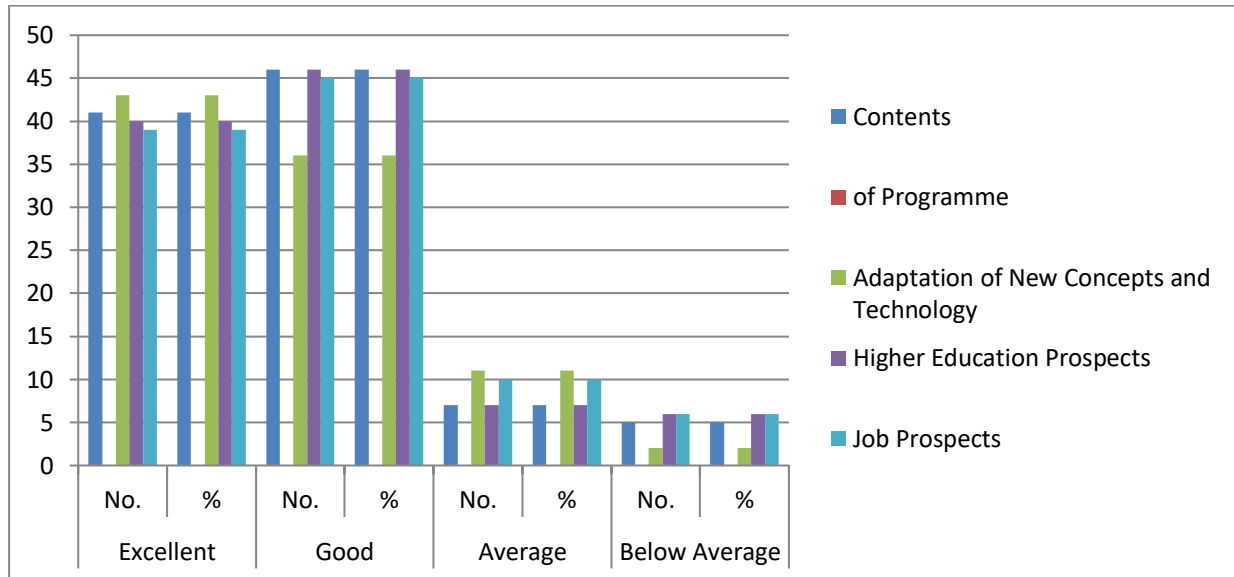
There are a total of 97 faculties working in the college. Among them 64 are permanent and the remaining are guest faculties. Data are collected from all the faculty members. The results are given below:

**Table 1: Feedback of the Faculty**

Variable	Excellent		Good		Average		Below Average	
	No.	%	No.	%	No.	%	No.	%
Curriculum Content	37	38.14	43	44.32	12	12.37	7	7.21
Adaptation of New Concepts and Technology	41	42.26	44	45.36	8	8.24	6	6.18
Higher Education Prospects	42	43.29	45	46.39	7	7.21	3	3.09
Job Prospects	39	40.20	42	43.29	10	10.30	6	6.18

Availability of Online and Offline Study Materials	45	46.39	41	42.26	7	7.21	4	4.12
--	----	-------	----	-------	---	------	---	------

**Graph No.2: Faculty Feedback on the Programme**



**Findings:**

The major outcomes of the faculty feedback are provided below:

1. As in the case of students, majority of faculties are also satisfied with the contents of the programme.
2. The faculties are of the view that adaptation of new concepts and technologies are well placed in the institution.
3. The faculties say that there is high potential for higher education and employment.
4. The faculties reiterated that the study materials are very much beneficial to the student community.

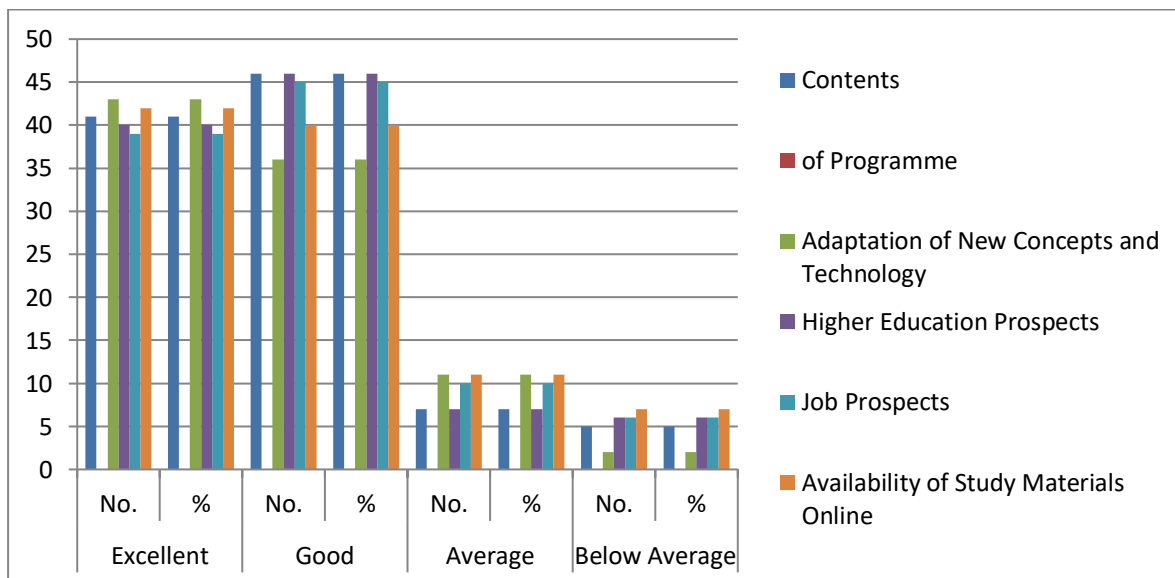
**Feedback of Alumni on the Programme**

Alumni are considered as an asset of every college. An institution started way back in 1964, the KSMDB College has rich and vibrant alumni of its own. Apart from the general alumni, most of the Departments maintain their own individual alumni also. A total of 100 alumni were contacted and gathered their responses on the programme. Alumni are proactively engaged through online mode during the pandemic. Their feedback is provided below:

**Table No. 3: Feedback of Alumni on the Programme**

Variable	Excellent		Good		Average		Below Average	
	No.	%	No.	%	No.	%	No.	%
Contents of Programme	41	41	46	46	7	7	5	5
Adaptation of New Concepts and Technology	43	43	36	36	11	11	2	2
Higher Education Prospects	40	40	46	46	7	7	6	6
Job Prospects	39	39	45	45	10	10	6	6
Availability of Study Materials Online	42	42	40	40	11	11	7	7

**Graph No. 3: Feedback of Alumni on the Programme**



**Findings:** The major outcomes of the interaction with the alumni of the College are given below:

1. Majority of the alumni believes that the contents of the curriculum meet the requirements of higher studies.
2. They say that the adaptation of new concepts and technologies are commendable. About 79% of the people express the same opinion.
3. The alumni noted that the programme is capable of providing employment opportunities and higher education prospects.

4. They express their satisfaction with the easy availability of study materials online and offline. A small percent of the respondents are required further improvement in these sectors.

**Conclusion:**

The overall feedback of the students, faculties and the alumni is positive. Availability of online and offline materials still remain as something need to be improved. Hence the report necessitates action on these areas with immediate effect. The report is submitted to the Principal the Devasom Board through.