

Curriculum Evaluation Report

(2020-21)

The College has successfully imparts 17 Under Graduate programmes, 7 Post Graduate programmes, two PhD programmes and 2 Diploma programmes. The College is committed to provide quality education to make the students to realise and reach their fullest potential. The institution has been very keen to implement the curriculum which gets revised once in three years by the University of Kerala.

Methodology: Curriculum execution is analysed annually on a very scientific manner. Refined statistical tools are used to arrive at findings. A carefully designed structured questionnaire is circulated among the select students from various categories like girls, boys, backward students, etc. Information is collected in the same way from teachers and alumni also.

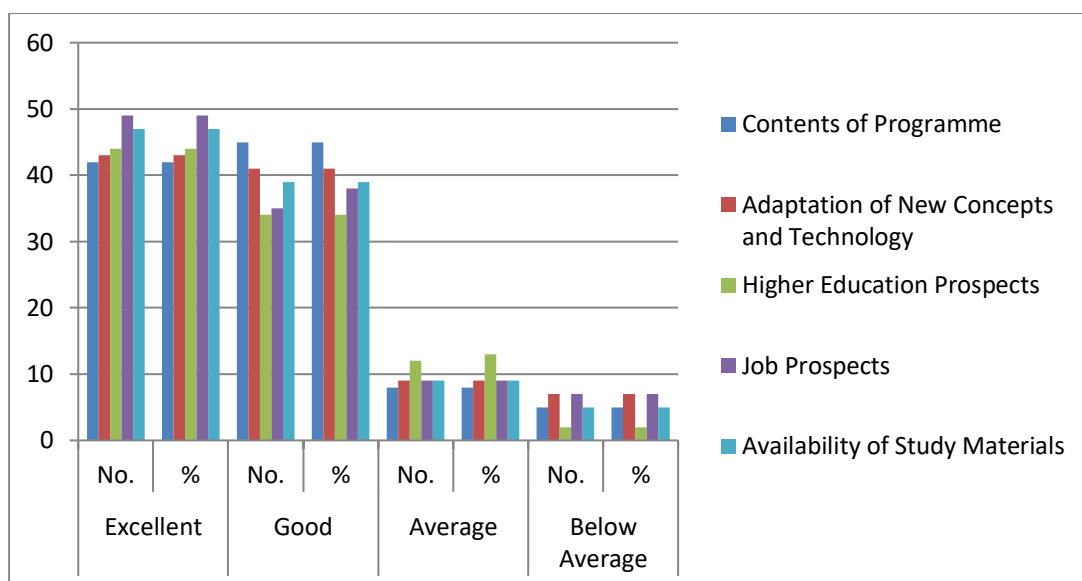
Feedback from the Students on Curriculum

A total of 16 academic departments are there in the College. There are 96 faculty members engaged in teaching. Among them 68 are permanent and the remaining work on contract basis. The numerical strength of the pupils stands at 2732. Sample size of the students is fixed as 10 for each year of UG batch and 5 for each year of PG batch. In this manner data is collected from 580 students spanning each level of UG and PG students. The findings are placed in the tables and charts given below:

Table 1: Feedback of the Students

Variable	Excellent		Good		Average		Below Average	
	No.	%	No.	%	No.	%	No.	%
Contents of Programme	210	36.2	275	47.4	68	11.7	27	4.6
Adaptation of New Concepts and Technology	235	40.5	288	49.6	48	8.27	9	1.5
Higher Education Prospects	269	46.3	224	38.6	57	9.8	30	5.1
Job Prospects	238	41	260	44.8	45	7.7	37	6.3
Availability of Study Materials	202	34.8	288	49.6	79	13.6	21	3.6

Graph 1: Feedback of the Students



Findings: The major findings of the student feedback are provided below:

1. Majority of the students are contended with the contents of the programme.
2. New concepts and technologies are assimilated in the curriculum delivery.
3. The programmes provide a lot of opportunities for higher studies and employment to the student community.
4. Students are contended with the support of the study materials.

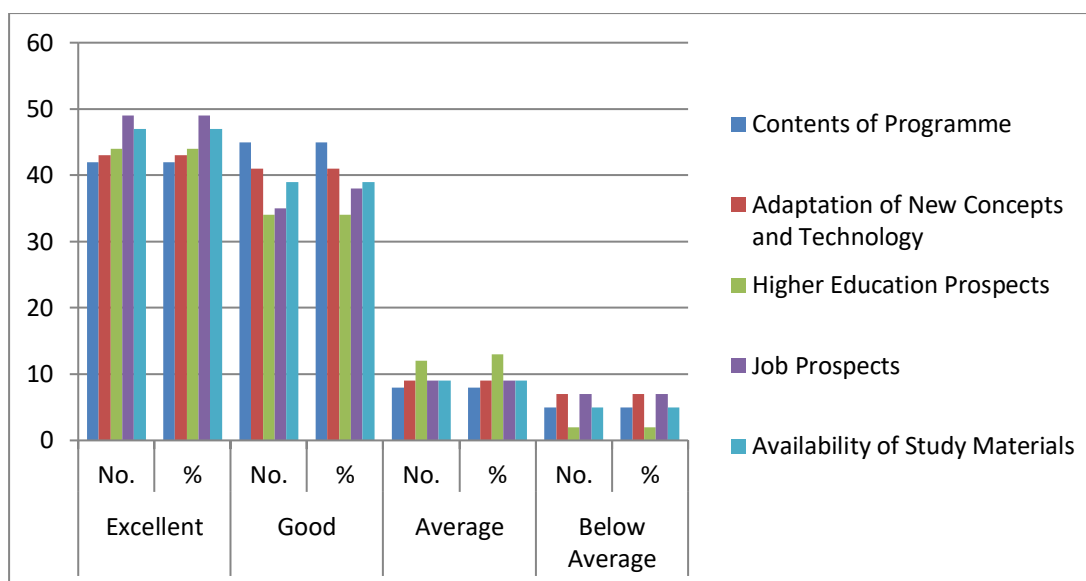
Feedback of Faculty about the Programme

There are a total of 96 faculties working in the college. Among them 68 are permanent and the remaining are guest faculties. Data are collected from all the faculty members. The results are given below:

Table 1: Feedback of the Faculty

Variable	Excellent		Good		Average		Below Average	
	No.	%	No.	%	No.	%	No.	%
Contents of Programme	38	39.58	41	42.71	10	10.42	7	7.29
Adaptation of New Concepts and Technology	36	37.5	43	44.79	11	11.46	6	6.25
Higher Education Prospects	37	38.54	42	43.75	9	9.37	8	8.33
Job Prospects	40	41.67	43	44.79	7	7.292	6	6.25
Availability of Study Materials Online and Offline	41	42.71	44	45.83	8	8.33	3	3.12

Graph No.2: Faculty Feedback on the Programme



Findings:

The major outcomes of the faculty feedback are provided below:

1. As in the case of students, majority of faculties are also satisfied with the contents of the programme.
2. The faculties are of the view that adaptation of new concepts and technologies are well placed in the institution.
3. The faculties say that there is high potential for higher education and employment.
4. The faculties reiterated that the study materials online and offline are very much beneficial to the student community.

Feedback of Alumni on the Programme

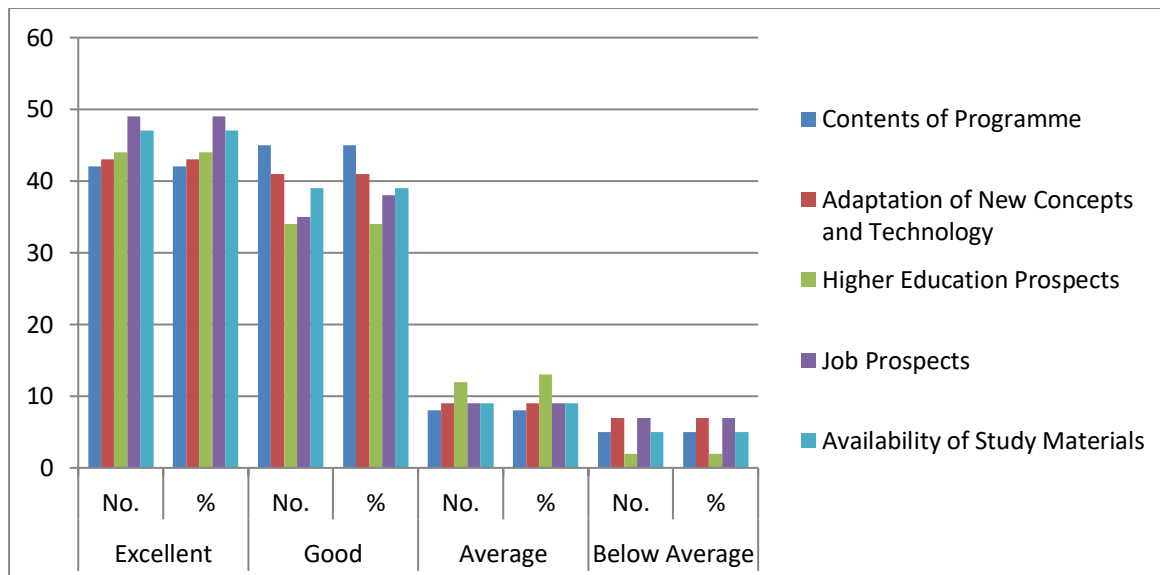
Alumni are considered as an asset of every college. An institution started way back in 1964, the KSMD College has rich and vibrant alumni of its own. Apart from the general alumni, most of the Departments maintain their own individual alumni also. A total of 100 alumni were contacted and gathered their responses on the programme. Their feedback is provided below:

Table No. 2: Feedback of Alumni on the Programme

Variable	Excellent		Good		Average		Below Average	
	No.	%	No.	%	No.	%	No.	%
Contents of Programme	42	42	45	45	8	8	5	5
Adaptation of New Concepts and Technology	43	43	41	41	9	9	7	7
Higher Education Prospects	44	44	34	34	12	13	2	2

Job Prospects	49	49	35	38	9	9	7	7
Availability of Study Materials	47	47	39	39	9	9	5	5

Chart No. 3: Feedback of Alumni on the Programme



Findings: The major outcomes of the interaction with the alumni of the College are given below:

1. Majority of the alumni believes that the contents of the curriculum meet the requirements of higher studies.
2. They say that the adaptation of new concepts and technologies are commendable.
3. The alumni noted that the programme is capable of providing employment opportunities and higher education prospects.
4. They express their satisfaction with the availability of study materials.

Conclusion:

The responses from the students, faculty and the alumni are worthwhile in planning the implementation of curriculum. They act as a key indicator to introduce necessary changes in the existing educational environment of the institution. The report will be helpful to achieve the fullest realization of the higher education prospects of the institution. Hence the same is submitted to the Management through the Principal to frame the implementation of curriculum in the coming years.